



**International
Securities**
an IHC company



International Securities Mobile App - Intl-Securities

International Securities

Al Bateen Towers, C2

P.O.Box 107077, Abu Dhabi, UAE

Tel: +971 24 942 777, Fax: +971 26 354 669

Email: info@intlsecurities.ae

Table of Contents

What is Intl-Securities?	3
Functions and Features	4
Key Functional Benefits	7

What is Intl-Securities?

Intl-Securities - is a solution that provides brokerage information and services online for your iPhone , BlackBerry and Android using HTML5 technologies.

By using Intl-Securities - you keep in touch with themarkets. A connection to the internet via GPRS,Wi-Fi or 3G is all that is needed to stay connectedto price information, news and analysis and totrade securely from the palm of the hand.

Intl-Securities : Is a customizable end-to-end mobilefinancial solution that serves most of the tradingorders between the traders and their brokeragehouses through the following services:

- Accepting trading and any financial requests from their traders
- Tracking trading requests from traders
- Integrating with multiple stock exchange markets

Intl-Securities has many features such as:

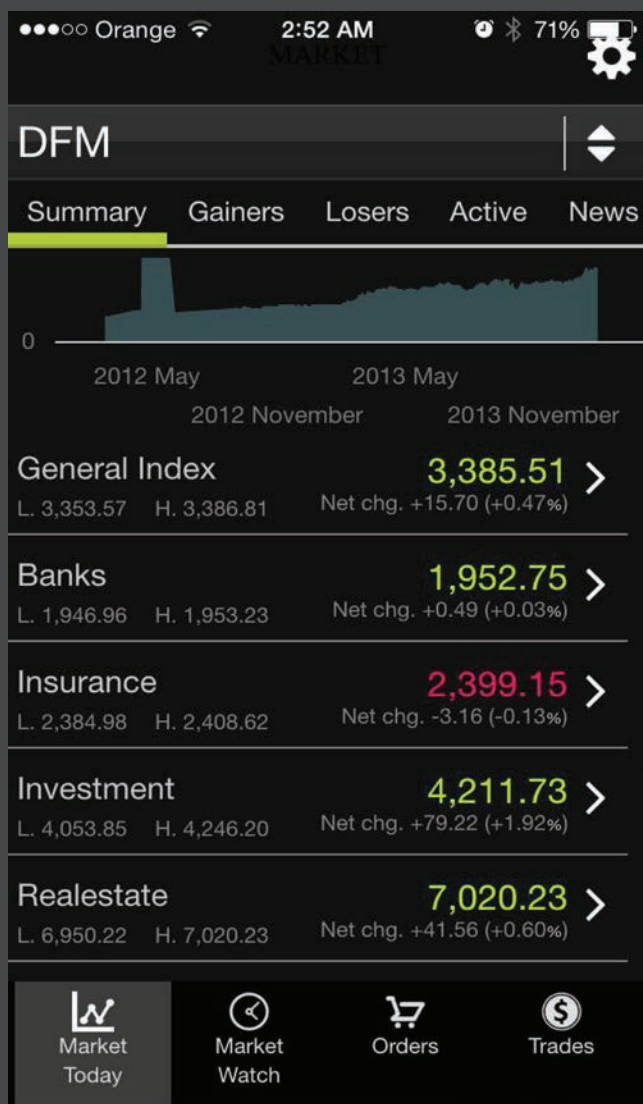
- It is very rich in graphical user components allowing traders to easily manage their requests
- Connected to a special server in real-time mode allowing traders to have a real-time view on their positions status and it carries all required trading features allowing traders to view their portfolios with their positions

Functions and Features

- Add multiple Watch Lists, to keep track of the favorite stocks from the global markets.
- Real-time Stock Trading Services
- Real-time data push
- Multilingual interface (Arabic/English).
- Setting Screen allows client to control on session time out and others
- Executing trades online
- Chart services
- View Top Stock information for number of markets, including the Top Gainers, Top Losers and Most-Traded stocks



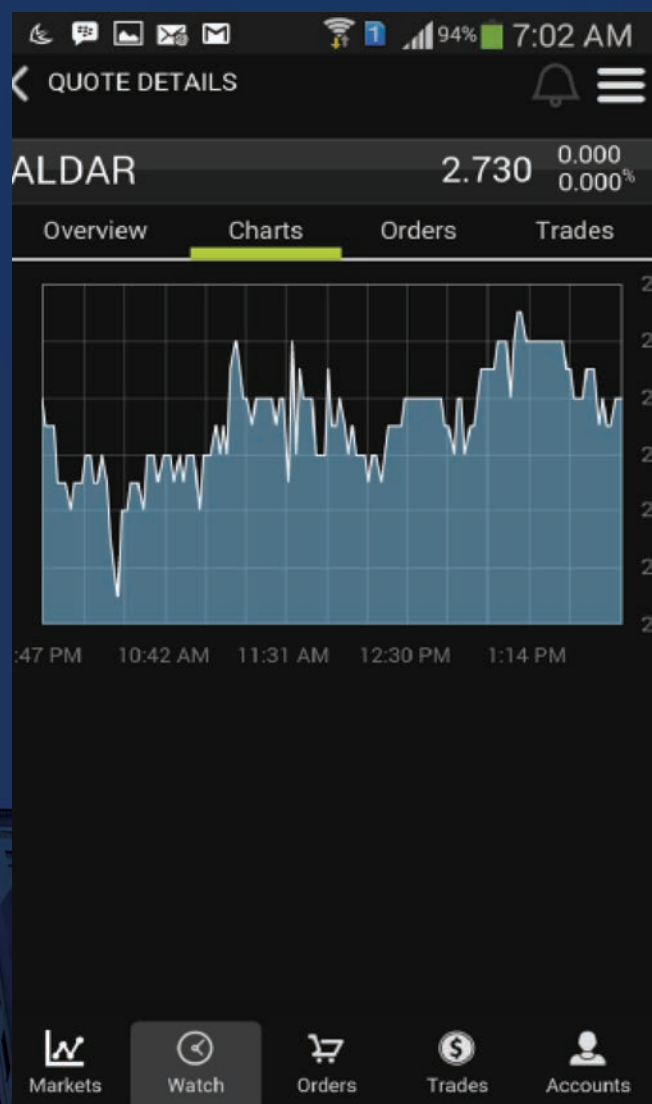
Functions and Features



- View a Market Summary for selected exchanges
- View Index performance for a range of markets
- View Detail Quote for symbols, giving a snapshot of all the important information for the symbol
- View Market Depth information by Price and by Order
- View Real time Announcements/Corporate Actions as released by the exchanges
- Read market-moving News released by world-renowned news sources.
- View Detailed Account Information
- Intraday Charts for each symbol
- Trading functionality with Portfolio and Account Management along with Order Lists

Functions and Features

The interface is user-friendly, making for a seamless transition from desktop to mobile.



Key Functional Benefits

Intl-Securities is an application suite featuring comprehensive trading, market monitoring and back-end functionality on mobile.

- Fully Integrated trading with FIT Brokerage Solution
- Real time Streaming Quotes
- Charting
- Allows you to keep track of the latest market information while on the go
- Easy to use interface
- Stock quote and personalized watch list
- Account information
- Full feed of Market Watch breaking news

Market Watch

Intl-Securities real-time Market Watch.

90%

11:26 AM

WATCH

Profile:

Mhour

UDCD

UNITED DEV. COMPANY

L. 23.800
H. 24.290

24.100

X

Net chg. +0.500 (+2.120%)

MARK

RAYAN

L. 46.850
H. 47.450

47.000

X

Net chg. +0.150 (+0.320%)

QIIK

INTL. ISLAMIC BANK

L. 82.000
H. 84.000

83.000

X

Net chg. -0.500 (-0.600%)

QEWS

ELECTRICITY AND WATER

L. 191.000
H. 193.000

193.000

X

Net chg. +1.500 (+0.780%)

QNBK

QNB

L. 212.200
H. 212.900

212.900

X

Net chg. +1.400 (+0.660%)

BRES

BARWA

L. 47.550
H. 49.600

48.800

X

Net chg. +1.500 (+3.170%)

VFQS

VODAFONE QATAR

L. 16.390
H. 17.400

17.020

X

Net chg. +0.820 (+5.060%)

Markets

Watch

Orders

Trades

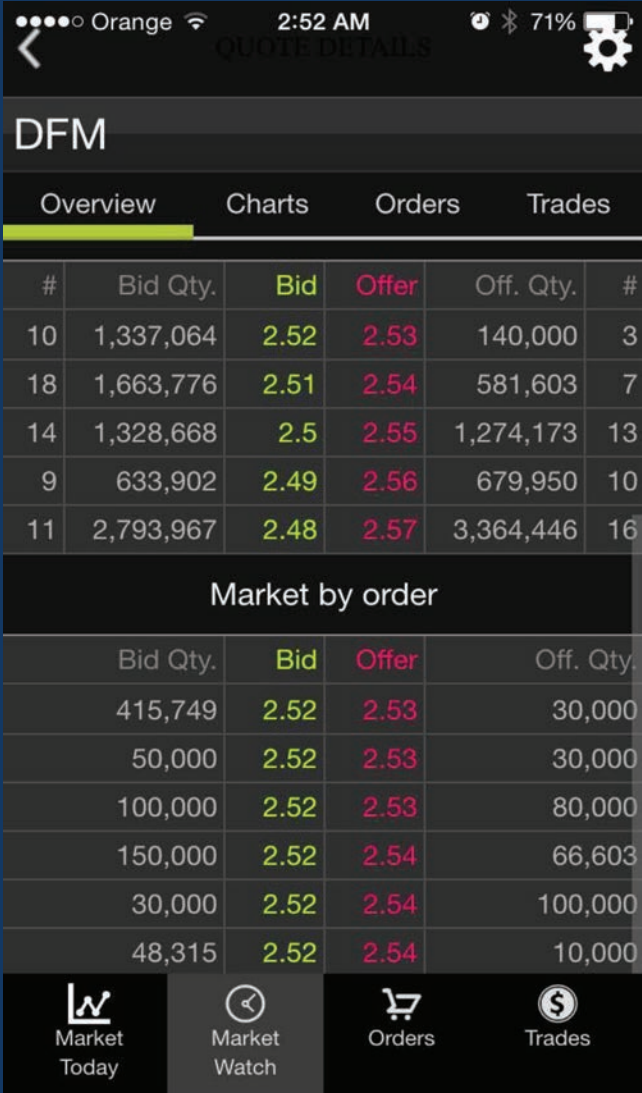
Accounts

Key Functional Benefits

Market Depth

Intl-Securities with the Market Depth By Price/ Market By Order details you can get more information on the performance on theselected symbol for the given day. It tracksand givesyou all price and aggregate volumesavailablefor each Buy and Sell Order.

You can view the number of occurrences that have been requested in the market for a certain price from total number of bid/offer splits.



#	Bid Qty.	Bid	Offer	Off. Qty.	#
10	1,337,064	2.52	2.53	140,000	3
18	1,663,776	2.51	2.54	581,603	7
14	1,328,668	2.5	2.55	1,274,173	13
9	633,902	2.49	2.56	679,950	10
11	2,793,967	2.48	2.57	3,364,446	16

Bid Qty.	Bid	Offer	Off. Qty.
415,749	2.52	2.53	30,000
50,000	2.52	2.53	30,000
100,000	2.52	2.53	80,000
150,000	2.52	2.54	66,603
30,000	2.52	2.54	100,000
48,315	2.52	2.54	10,000

Key Functional Benefits

News

Intl-Securities news and other financial news are available. Now you can trade and be updated with all the live News, and other financial news on the GO.

Real Time Updates

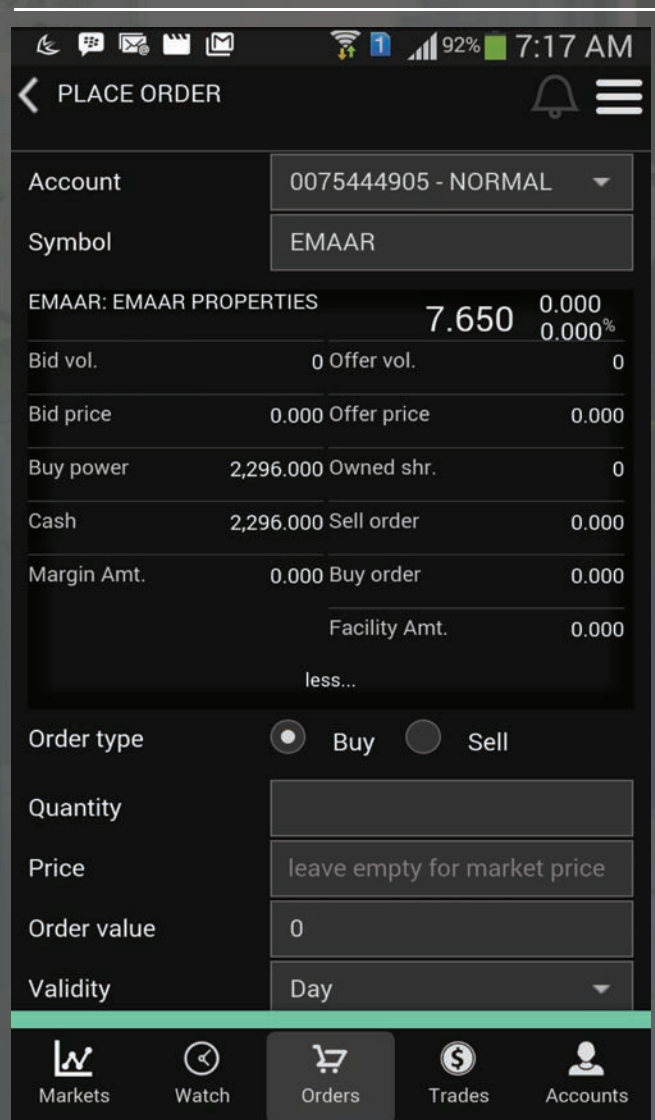
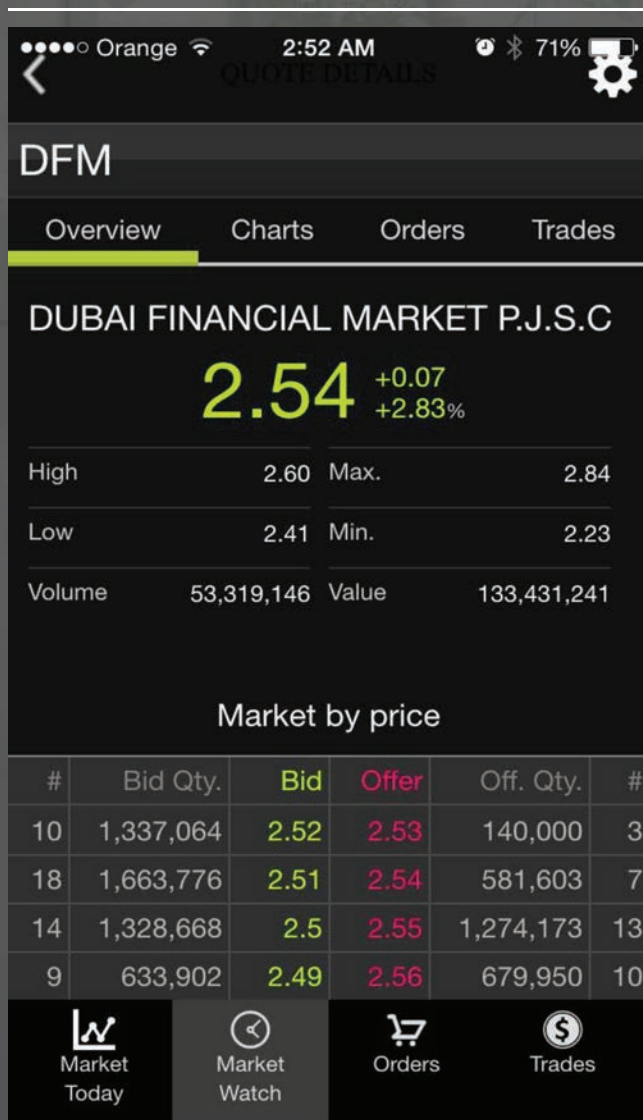
Intl-Securities trading platform offers a feature-rich, easy to use interface, with updates in real-time keeping quotes. The chart allows traders to choose from chart types, intervals, and provides real time streaming charts for each instrument, also allows traders to place orders, access account information, and monitor positions all on the GO.



Key Functional Benefits

Order Details

Intl-Securities : Orders Screen displays all entry (pending) orders, and allows the trader to individually view each order details, such as; Open price, Current Market price, and Time/ Date etc. Traders can also place (Stop), and or (Limit) orders to their entry (pending) orders.



Key Functional Benefits

Order Details

Traders can receive by SMS price alerts while being log out of the System.

ALERT DETAILS

Exchange	DFM
Symbol	DHAFRA
Parameter	Bid Price
Criteria	Greater than
Value	6.93
Valid till	2012-12-08

Notify me by SMS

Markets Watch Orders Trades Accounts

Position

Positions Screen displays all open positions, and allows the trader to individually view each position details, such as; Gross profit/loss, Commission, Net profit/loss etc.

ACCOUNT

Summary	Statement	Portfolio	Chart
<div> <div>GULFNAV AED</div> <div>Market value 658.580</div> <div>Close price 0.442</div> <div>P(L)(-86.8%) -4,341.7</div> </div>			
Shares 1,490	Value 5,000.307	Cost 3.356	Eq. price 3.365
<div> <div>AMLAK AED</div> <div>Market value 3,060.000</div> <div>Close price 1.020</div> <div>P(L)(-53.3%) -3,495.0</div> </div>			
Shares 3,000	Value 6,555.000	Cost 2.185	Eq. price 2.191
<div> <div>Total</div> <div>Value 11,555.307</div> <div>Market value 3,718.580</div> <div>P(L) -7,836.727</div> </div>			

Markets Watch Orders Trades Accounts